

# RELAYS RELAY

 <p><b>30-13420</b> 12V 70A SPST 4-TERM W/BRKT &amp; RES</p>	 <p><b>30-13421</b> UNIVERSAL BOSCH 75A 12V SPST W/DIODES FOR EMI SUP</p>	 <p><b>30-10402</b> GM O.E. 15-8240</p>	 <p><b>30-10403</b> GM HIGH BLOWER 15-8189</p>	 <p><b>30-10405</b> WATER PROOF W/SKIRT 5 POLE 12V 30A</p>
 <p><b>30-13300</b> UNIVERSAL 5 PIN SPDT W/BRAKET</p>	 <p><b>30-13307</b> GM #12034544 15-8234</p>	 <p><b>30-13311</b> ENGINE COOLING FAN &amp; COMP CLUTCH</p>	 <p><b>30-13315</b> GM #1115858 15-8169</p>	 <p><b>30-13317</b> UNIVERSAL BOSCH 5 TERM 30 AMP</p>
 <p><b>30-13319</b> UNIVERSAL BOSCH 24V 5 TERM PLASTIC 20 AMP</p>	 <p><b>30-13319-P</b> UNIVERSAL PORKORNY 24V 5 TERM 20 AMP</p>	 <p><b>30-13328</b> UNIVERSAL BOSCH 24V 5 TERM 40A PLASTIC</p>	 <p><b>30-13329</b> UNIVERSAL BOSCH 24V 50A SPST W/PRECONTACT</p>	 <p><b>30-13330</b> UNIVERSAL BOSCH 24V 50A SPST W/DIODE</p>
 <p><b>30-13331</b> UNIVERSAL BOSCH 12V 4 TERM 30A SPST W/BRKT</p>	 <p><b>30-13335</b> UNIVERSAL BOSCH 4 PIN W/O BRACKET</p>	 <p><b>30-13338</b> GM BLOWER CUT OUT</p>	 <p><b>30-13364</b> UNIVERSAL BOSCH 12V 30A 5 TERM</p>	 <p><b>30-13373</b> UNIVERSAL BOSCH 12V 20/30A 5 TERM</p>
 <p><b>30-13377</b> UNIVERSAL BOSCH 12V 75A SPST DUAL CONTACT</p>	 <p><b>30-13392</b> UNIVERSAL 5 TERM REPLACES BOSCH 0-332-014-151/1</p>	 <p><b>30-13411</b> RED DOT 24V ALL WEATHER PROOF HOUSING</p>	 <p><b>30-13412</b> UNIVERSAL HD REPLACES BOSCH 0-332-209-137</p>	 <p><b>30-13413</b> UNIVERSAL BOSCH 12V 40A</p>

## SWITCHES BLOWER

 <p><b>29-12903</b> ROTARY BLOWER 4 POSITION WITH RESISTOR</p>	 <p><b>29-12908</b> ROTARY 4 POS W/RESISTOR 12V W/NUT</p>	 <p><b>29-21901</b> ROTARY BLOWER 3 SPEED, 4 POS W/NUT</p>	 <p><b>29-21902</b> LEVER BLOWER 4 POSITION LEFT=OFF</p>	 <p><b>29-21906</b></p>
 <p><b>29-21914</b> BLOWER ROTARY KYSOR 12V DOUBLE STACK</p>	 <p><b>29-21915</b> BLOWER HEAVY DUTY TRUCK RED DOT</p>	 <p><b>29-21916</b> ROTARY BLOWER 4 POSITION 24V STACKED 6 TERMINAL</p>	<p><i>Please visit our Web Site for the latest images. <a href="http://WWW.OMEGA-USA.COM">WWW.OMEGA-USA.COM</a></i></p> <p><b>29-21917</b> FORD TRUCKS YH-518 F1HZ-19986A</p>	 <p><b>29-30031</b> GM BLOWER SELECTOR ORIGINAL 15-71352</p>
 <p><b>29-30040</b> FORD BLOWER MOTOR YH-264</p>	 <p><b>29-30042</b> CHEV &amp; GM TRUCK 87-77 15-7874</p>	 <p><b>29-30043</b> FORD TRUCK 89-94 YH-489</p>	<p><i>Please visit our Web Site for the latest images. <a href="http://WWW.OMEGA-USA.COM">WWW.OMEGA-USA.COM</a></i></p> <p><b>29-30044</b> DAMPER DOOR (YH-279)</p>	 <p><b>29-30075</b> OEM GM BLOWER 15-71950 96-88</p>
<p><i>Please visit our Web Site for the latest images. <a href="http://WWW.OMEGA-USA.COM">WWW.OMEGA-USA.COM</a></i></p> <p><b>29-30078</b> FORD F150 BLOWER A/C 98-97 OEM</p>				

## SWITCHES ELECTRICAL



**29-11005**  
UNIVERSAL A/C PUSH  
BUTTON SQUARE BLUE LENS  
PLASTIC



**29-30056**  
GM 92-80 RADIATOR FAN  
MOUNTS ON ENGINE BLOCK

*Please visit our Web Site  
for the latest images.  
[WWW.OMEGA-USA.COM](http://WWW.OMEGA-USA.COM)*


**29-30149**  
TOGGLE KENWORTH  
K301-362

*Please visit our Web Site  
for the latest images.  
[WWW.OMEGA-USA.COM](http://WWW.OMEGA-USA.COM)*

**29-30159**  
SWITCH TOGGLE FOR J-BAR  
UNIT



**29-30704**  
MICRO LIMITER TYPE W/ ARM



**29-30705**  
GM THERMAL LIMITER  
15-2109

## SWITCHES PRESSURE

<p><i>Please visit our Web Site for the latest images. WWW.OMEGA-USA.COM</i></p> <p><b>29-23365</b> BINARY 3/8 MALE R-134A LOW 2, HIGH 27</p>	 <p><b>29-30000</b> LOW PRESSURE MALE</p>	 <p><b>29-30001</b> GM LOW PRESSURE FEMALE 3/8-24 15-2147</p>	 <p><b>29-30002</b> LOW PRESSURE MALE 3/8-24</p>	 <p><b>29-30008</b> LOW PRESSURE ACME THREAD</p>
 <p><b>29-30010</b> GM A6 SUPER HEAT, 15-2110</p>	 <p><b>29-30011</b> GM A6 HIGH PRESSURE 15-2122 WHITE</p>	 <p><b>29-30013</b> GM 93-77 PR C/OFF 1 TERMINAL CLOSED RED, 15-2194</p>	 <p><b>29-30014</b> GM HR6HE HIGH PRESSURE 15-2206 RED</p>	 <p><b>29-30016</b> GM HR 2 TERMINAL 15-2331, 2830, 2833 NORM CLOSED</p>
 <p><b>29-30017</b> GM PRESSURE 2724338 15-2335</p>	 <p><b>29-30018</b> GM 93-83 HS L/PRES. 2 TERMINAL OPEN YELLOW 15-2336</p>	 <p><b>29-30019</b> GM 93-83 HS L/PRES. 2 TERMINAL OPEN BROWN 15-2332</p>	 <p><b>29-30022</b> GM ENGINE FAN 1 TERMINAL 15-2235 NORM OPEN</p>	 <p><b>29-30033</b> GM CHEVY PU PRESSURE 15-2647</p>
 <p><b>29-30033-D</b> GM CHEVY PU PRESSURE 15-2647</p>	 <p><b>29-30048</b> HIGH PRESS. OPENS 300 CL @200PSI</p>	 <p><b>29-30053</b> CHRYSLER LOW PRESSURE FOR BLOCK VALVES</p>	 <p><b>29-30054</b> CHRYSLER DAMPER / PRESSURE CYCLING WITH 7/16-20</p>	 <p><b>29-30066</b> GM 94-99 LOW PRESSURE R134A 15-2962</p>
 <p><b>29-30067</b> GM 91-93 HIGH PRESSURE CUTOUT 15-2620</p>	 <p><b>29-30068</b> GM BLOWER 6551998 2724434 PURPLE</p>	 <p><b>29-30083</b> GM COMPRESSOR LOW PRESSURE 15-2876</p>	 <p><b>29-30100</b> LOW PRESSURE N/C 7/16-20 UNF 1/4 FEMALE W/SPADES</p>	 <p><b>29-30101</b> HIGH PRESSURE N/O 7/16-20 UNF 1/4 FEMALE W/ SPADE</p>








## SWITCHES PRESSURE

 <p><b>29-30104</b> LOW PRESSURE N/O 7/16-20UNF FEMALE W/SPADES</p>	 <p><b>29-30119</b> FORD L-9000 TRUCK PRESSURE F58Z-19D59</p>	 <p><b>29-30120</b> HIGH PRESSURE N/C 7/16-20 UNF FEMALE W/ SPADES</p>	 <p><b>29-30123</b> BINARY PRESSURE OFF @ 28KG / 2KG</p>	 <p><b>29-30138</b> HIGH PRESSURE N/C ON @ 250 OFF @ 350</p>
 <p><b>29-30139</b> LOW PRESSURE OFF @ 6psi ON @ 34psi</p>	 <p><b>29-30140</b> PRESSURE SW 97 MACK 1MR2471M</p>	<p><i>Please visit our Web Site for the latest images. <a href="http://WWW.OMEGA-USA.COM">WWW.OMEGA-USA.COM</a></i></p> <p><b>29-30141</b> LP 15-5741 GM TRUCKS</p>	<p><i>Please visit our Web Site for the latest images. <a href="http://WWW.OMEGA-USA.COM">WWW.OMEGA-USA.COM</a></i></p> <p><b>29-30142</b> HP FREIGHTLINER 22-43249-000</p>	<p><i>Please visit our Web Site for the latest images. <a href="http://WWW.OMEGA-USA.COM">WWW.OMEGA-USA.COM</a></i></p> <p><b>29-30143</b> FREIGHTLINER A22-45194-001</p>
 <p><b>29-30400</b> GM R134A CLUTCH CYCLING ADJUSTABLE 15-5634</p>	 <p><b>29-30401</b> GM R12 CYCLING ADJUSTABLE 15-1122</p>	 <p><b>29-30402</b> GM HIGH PRESSURE DELCO 15-2351</p>	 <p><b>29-30403</b> GM HIGH PRESSURE DELCO 15-2421</p>	 <p><b>29-30408</b> FORD 94-99 HIGH PRESSURE F3AH-19D594</p>
 <p><b>29-30410</b> GM R12 CYCLING ADJUSTABLE 15-1122/2151 OE 3041336</p>	 <p><b>29-30700</b> TRINARY FEMALE FLARE 1/4 R12</p>	 <p><b>29-30700-3</b> TRINARY FEMALE FLARE 1/4 R134A</p>	 <p><b>29-30701</b> TRINARY MALE 3/8 UNF R12</p>	 <p><b>29-30701-3</b> TRINARY MALE 3/8 UNF R134A</p>
 <p><b>29-30703</b> BINARY MALE 3/8-24 UNF R12</p>	 <p><b>29-30703-3</b> BINARY SWITCH MALE 3/8-24UNF R134</p>	 <p><b>29-30706</b> BINARY PRESSURE FEMALE 7/16-20UNF R12</p>	 <p><b>29-30706-3</b> BINARY PRESSURE FEMALE 7/16-20 R134A</p>	 <p><b>29-30709</b> LOW PRESSURE TI IN @ 22 PSI OUT @ 7 PSI W/ WIRES</p>












## SWITCHES PRESSURE

 <p><b>29-30710</b> HIGH PRESSURE N/C ON @ 250 OFF @ 300 W/ WIRES</p>	 <p><b>29-30713</b> TRINARY MALE 2.1L, 17.5M, 28H, R134A</p>	 <p><b>29-30714</b> TRINARY FEMALE 2.1L, 17.5M, 28H, R134A</p>	<p><i>Please visit our Web Site for the latest images.</i> <b>WWW.OMEGA-USA.COM</b></p> <p><b>29-30725</b> SW PRESSURE HP NAVISTAR 3521729C1</p>	 <p><b>29-30726</b> BINARY SW MALE 3/8-24UNF R134A LP2/HP21(ON)27</p>
 <p><b>29-30727</b> SWITCH LOW PRESSURE 0.35 BAR</p>	 <p><b>29-30728</b> BINARY SWITCH FEMALE 1/4in W/KLIXON STYLE LEADS</p>	 <p><b>29-30729</b> BINARY SWITCH FEMALE 1/4in 7/16-20 SPADE TERMINAL</p>	 <p><b>29-33101</b> FORD CYCLING ADJUSTABLE YH-513 R12</p>	 <p><b>29-33101-S</b> FOR CYCLING ADJUSTABLE YH-513 AFTERMARKET</p>
 <p><b>29-33102</b> FORD CYCLING ADJUSTABLE R134A YH-552</p>	 <p><b>29-33103</b> FORD TRINARY F58Z-19D594-A</p>	 <p><b>29-33104</b> FORD 95-98 CYCLING YH-592</p>	 <p><b>29-33114</b> BINARY SWITCH W/ LEADS &amp; CONNECTOR</p>	<p><i>Please visit our Web Site for the latest images.</i> <b>WWW.OMEGA-USA.COM</b></p> <p><b>29-33121</b> HIGH PRESS GMC C6500 OE#15765001</p>
<p><i>Please visit our Web Site for the latest images.</i> <b>WWW.OMEGA-USA.COM</b></p> <p><b>29-33122</b> VOLVO TRUCK 3939317</p>	 <p><b>29-33125</b> FORD F68H-19D594AA</p>	 <p><b>29-33130</b> FORD CLUTCH CYCLE OE# F3AZ-19E561-AA</p>	<p><i>Please visit our Web Site for the latest images.</i> <b>WWW.OMEGA-USA.COM</b></p> <p><b>29-42707</b> HPRV 1" HEX FOR DRIER 3/8" MALE</p>	<p><i>Please visit our Web Site for the latest images.</i> <b>WWW.OMEGA-USA.COM</b></p> <p><b>29-42708</b> HPRV LOW PROFILE ROUND FOR DRIER 3/8MALE</p>













## SWITCHES SOLENOID

 <p><b>29-40000</b> VACUUM SOLENOID VALVE, 2 PORT W/BRACKET 12V</p>	 <p><b>29-40002</b> VACUUM SOLENOID VALVE, 3 PORT W/BRACKET 12V</p>	 <p><b>29-40004-F</b> REFRIGERANT SOLENOID R12/R134A FUJIKOKI 12V 3/8 MO</p>	 <p><b>29-40005-F</b> VACUUM SOLENOID SQUARE 3-PORT W/FILTER</p>	 <p><b>29-40006</b> REFRIGERANT SOLENOID R12/R134A 12V 3/8 MIO</p>
 <p><b>29-40007</b> REFRIGERANT SOLENOID R12/R134A 24V 3/8 MIO</p>	 <p><b>29-40014</b> SOLENOID, 24 VOLT #6 MIOR PARKER</p>			

# THERMOSTAT

<p>ROTARY CAP LEN: 42IN COLD OFF: 26F</p> <p>COLD ON: 33F</p>		<p>ROTARY CAP LEN: 36IN COLD OFF: 26F</p> <p>COLD ON: 33F</p>		<p>ROTARY CAP LEN: 36IN COLD OFF: 26F</p> <p>COLD ON: 33F</p>	
<p style="text-align: center;"><b>32-10901</b> ROTARY 42in CAP TUBE</p>		<p style="text-align: center;"><b>32-10902</b> ROTARY 36in CAP TUBE</p>		<p style="text-align: center;"><b>32-10902-E</b> ROTARY 36in CAP TUBE</p>	
<p>ROTARY CAP LEN: 18IN COLD OFF: 26F</p> <p>COLD ON: 33F</p>		<p>ROTARY CAP LEN: 48IN COLD OFF: 26F</p> <p>COLD ON: 33F</p>		<p>ROTARY CAP LEN: 48IN COLD OFF: 26F</p> <p>COLD ON: 33F</p>	
<p style="text-align: center;"><b>32-10903</b> ROTARY 18in CAP TUBE</p>		<p style="text-align: center;"><b>32-10904</b> ROTARY 48in CAP TUBE</p>		<p style="text-align: center;"><b>32-10904-E</b> ROTARY 48in CAP TUBE</p>	
<p>ROTARY CAP LEN: 24IN COLD OFF: 26F</p> <p>COLD ON: 33F</p>		<p>ROTARY CAP LEN: 24IN COLD OFF: 26F</p> <p>COLD ON: 33F</p>		<p>ROTARY CAP LEN: 24IN COLD OFF: 26F</p> <p>COLD ON: 33F</p>	
<p style="text-align: center;"><b>32-10905</b> ROTARY 24in CAP TUBE</p>		<p style="text-align: center;"><b>32-10905-C</b> ROTARY 24in CAP TUBE</p>		<p style="text-align: center;"><b>32-10905-E</b> ROTARY 24in CAP TUBE</p>	
<p>ROTARY CAP LEN: 18IN COLD OFF: 26F</p> <p>COLD ON: 34F</p>	<p style="text-align: center;"><i>Please visit our Web Site for the latest images. <a href="http://WWW.OMEGA-USA.COM">WWW.OMEGA-USA.COM</a></i></p>	<p>ROTARY CAP LEN: 48IN COLD OFF: 27F</p> <p>COLD ON: 34F</p>		<p>ROTARY CAP LEN: 36IN COLD OFF: 28F</p> <p>COLD ON: 35F</p>	
<p style="text-align: center;"><b>32-10907</b> ROTARY 18in CAP TUBE</p>		<p style="text-align: center;"><b>32-10908</b> ROTARY 48in CAP TUBE EATON</p>		<p style="text-align: center;"><b>32-10912</b> ROTARY 36in CAP &amp; MICRO SW VOLVO</p>	

# THERMOSTAT

<p>ROTARY CAP LEN: 72IN COLD OFF: 26F</p> <p>COLD ON: 33F</p>		<p>PRESET CAP LEN: 18IN COLD OFF: 34F</p> <p>COLD ON: 39F</p>		<p>ROTARY CAP LEN: 9IN COLD OFF: 50F</p> <p>COLD ON: 55F</p>	
<p style="text-align: center;"><b>32-10914</b> ROTARY 72in CAP TUBE</p>		<p style="text-align: center;"><b>32-20914</b> T-STAT PRESET 34/39/ 18in</p>		<p style="text-align: center;"><b>32-10916</b> ROTARY 9.5in CAP TUBE</p>	
<p>ROTARY CAP LEN: 72IN COLD OFF: 28F</p> <p>COLD ON: 34F</p>		<p>ROTARY CAP LEN: 66.5IN COLD OFF: 30F</p> <p>COLD ON: 39F</p>		<p>PRESET CAP LEN: 24IN COLD OFF: 31F</p> <p>COLD ON: 39F</p>	
<p style="text-align: center;"><b>32-10918</b> ROTARY 72in CAP TUBE</p>		<p style="text-align: center;"><b>32-10922</b> ROTARY 66.5in CAP TUBE</p>		<p style="text-align: center;"><b>32-20901</b> PRESET 24in CAP TUBE RANCO</p>	
<p>PRESET CAP LEN: 18IN COLD OFF: 24F</p> <p>COLD ON: 36F</p>		<p>PRESET CAP LEN: 12IN COLD OFF: 28F</p> <p>COLD ON: 39F</p>		<p>PRESET CAP LEN: 11IN COLD OFF: 30F</p> <p>COLD ON: 39F</p>	
<p style="text-align: center;"><b>32-20903</b> PRESET 18in CAP TUBE RANCO</p>		<p style="text-align: center;"><b>32-20904</b> PRESET 12in CAP TUBE</p>		<p style="text-align: center;"><b>32-20905</b> PRESET 11in CAP TUBE RANCO</p>	
<p>PRESET CAP LEN: 24IN COLD OFF: 27F</p> <p>COLD ON: 37F</p>		<p>PRESET CAP LEN: 24IN COLD OFF: 27F</p> <p>COLD ON: 37F</p>		<p>LEVER CAP LEN: 18IN COLD OFF: 24F</p> <p>COLD ON: 34F</p>	
<p style="text-align: center;"><b>32-20912</b> PRESET 24in CAP TUBE RANCO CARRIER</p>		<p style="text-align: center;"><b>32-20913</b> T-STAT PRESET 27/37/ 24in CAP EATON,RANCO,953</p>		<p style="text-align: center;"><b>32-30910</b> LEVER 24in CAP TUBE</p>	

# THERMOSTAT

LEVER  
CAP LEN: 48IN  
COLD OFF: 25F  
  
COLD ON: 33F




**32-30911**  
LEVER 48in CAP TUBE

LEVER  
CAP LEN: 42IN  
COLD OFF: 26F  
  
COLD ON: 34F




**32-30912**  
LEVER 42in CAP TUBE

LEVER  
CAP LEN: 18IN  
COLD OFF: 28F  
  
COLD ON: 40F




**32-30914**  
CABLE OPERATED 18in CAP TUBE

LEVER  
CAP LEN: 24IN  
COLD OFF: 24F  
  
COLD ON: 34F



**32-30915**  
LEVER RANCO

ELECTRONIC  
CAP LEN: 10IN  
COLD OFF: F  
  
COLD ON: F



**32-40002**  
PROBE 5K OHMS 10in LONG

